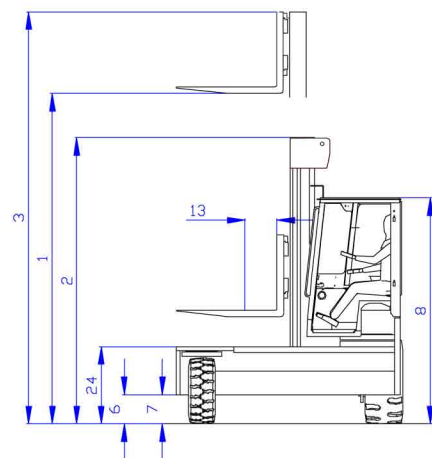
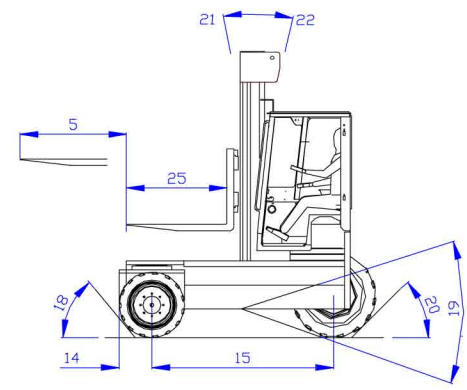
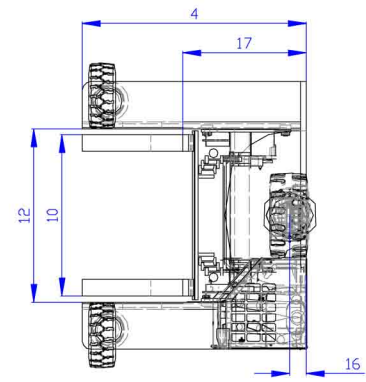


**COMBILIFT – MODEL C30,000 48” Platform SPECIFICATION**

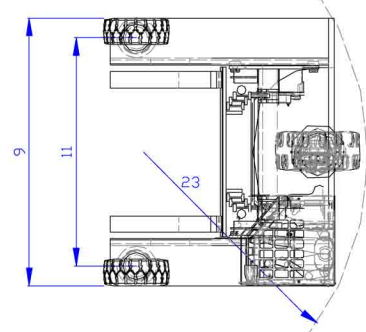
Ref.	Description	STANDARD
1 a	Max. Lift Height	161”
1 b	Free Lift Height	0”
2	Height Mast Closed	136”
3	Max.(Mast raised)	228”
4	Overall Length	109 ”
5	Mast Travel	52 ”
6	Ground Clearance Under Mast	12”
7	Ground Clearance to Centre of Wheelbase	13”
8	Height Over Cab (without work-lights)	110”
9	Width	128”
10	Outside Spread of Fork Arms	79”
11	Track Front	123”
12	Frame Opening	83”
13	Load Center Distance	24”
14	Overhang Front	16 ”
15	Wheel Base	89”
16	Overhang Back	10 ”
17	Length From Face of Fork	61 ”
18	Approach Angle	45°
19	Ramp Angle	29°
20	Departure Angle	45°
21	Forward Tilt	4°
22	Backward Tilt	8°
23	Minimum Outside Radius	143”
24	Platform Height	38”
25	Platform Length	48”
A	Capacity	30,000 lbs
B	Unladen Weight	36,000 lbs
C	Maximum Ground Speed	12 mph
D	Gradability	15%
E	Kubota V3800 TE Diesel /4.8L GM LPG	97 hp /96 hp
F	Electric’s	12 Volt
G	Fork Section	2½” x 10” x 48”
H	355/65-215 Front Tyre (Super Elastic) x 2	OD 31” / Width 12 ”
I	465/55-20 Rear Tyre (Super Elastic) x 1	OD 40” / Width 18 ”
J	Standard Colour	Green and Grey
K	Suspension Seat	KAB Model 211



SIDEWARD MODE



FRONTAL MODE


**Features include**

- Rubber Mounted Cabin
- Load Sensing Steering
- 4-way lever positioning of Wheels
- Multi-Direction Operation
- 3 Wheel Hydrostatic Drive
- Hydraulic Oil Cooler

[www.combiliftdepottx.com](http://www.combiliftdepottx.com)


**Combilift Depot**  
 24501 Hufsmith Kohrville Rd #700  
 Tomball, TX 77375

Phone: (281) 516-3399  
 Toll Free: (866) 609-3605